



Newsletter


Next General Meeting – October 1st at the Mount Vernon Christian School

LORIN SEEKS
SEEKS WOODWORKS
This months
presenter


“COOL TOOLS & JIGS”
Detailed notes &
sources from last
months program

LIBRARY NEWS
Get caught up on the
latest with the NCWA
Library


Connect with
your fellow
members:




[Instagram](#)



[Facebook](#)



[YouTube](#)



[Website](#)

Click the underlined title in the boxes above to be taken directly to that section of the newsletter.

President’s Message...

As cooler weather falls upon us, many of us switch gears from activities in the sun and outdoors with family, to being in the shop building holiday gifts and family projects to wrap up the year. Where did this year go?!

As we wrap up 2024, we have a couple more in-person meetings this year and lots of club business – new officers for next year, the announcement of the 2024 Spirit Award recipient, and new classes starting up, to name a few items.

It’s also a good time to take the opportunity to clean up and organize our workshops in preparation for all the projects for the season. And please remember to bring any unwanted or no longer needed tools into the meetings and give or sell them to other woodworkers who can benefit from giving a new life to a tool and a treasured home. And, of course, think about giving of time and energy. Please consider getting involved in helping out our woodworking community. Library, Audio, Education, Toy for Tots, etc... We need help from an hour a week to an hour a month. You’ll be glad you did! It’s a great way to meet and hang with fellow woodworkers!– *Barry Tonkin*

October 1st General Meeting Presentation

Featuring



Lorin Seeks

Lorin Seeks is a talented furniture maker working in Port Townsend, Washington. Lorin takes his inspiration from Danish modern, Japanese, and American traditions, and uses a combination of modern technology, along with traditional hand tools to achieve his minimalist designs. He uses only sustainable wood species, and typically finishes with hard wax oil to achieve a rich durable finish on his one-of-a-kind pieces.

Check out Lorin's website here at
Seeks Woodworks

October Raffle

At our October 1st meeting, there will be TWO DRAWINGS!

Don't miss our October 1st meeting for a chance to win these useful tool. **Raffle tickets are free!**

The Wixey WR300 Digital Angle Guage, valued at \$27.
Set your table saw, jointer fence, band saw table and
even your miter saw!



A set of three Cabinet Scrapers made by Flinn and Garlick in Sheffield, England. Value \$18.

Recap of Cool Tools & Jigs

The September meeting program was **Cool Tools and Jigs** hosted by Jim Bucknell. Jim promised a list of tools and jigs for the membership. Thanks to Christi who not only took notes, but conducted a simultaneous and surreptitious on-line shopping binge! Here is the promised list with links to many of the items to facilitate your shopping adventures...

Presentation

Jim Bucknell - Cool Tools and Jigs

PRO TIP: When you make a jig, write on it what it's for. And if it's from an issue of Fine Woodworking, etc., write down the issue/date, too

Jim Bucknell

1. [Shinto Rasp](#) - about \$50 on Amazon; intertwined saw blade, coarse and fine side and works really well
2. [3M Stickit Sander](#) - about \$35; can get a nice clean edge, also has a curved edge
3. [Inkra Marking Gauge](#) - \$22, can measure height of saw blades, also can mark, very accurate
4. [MicroJig Half Thickness Gauge](#) - about \$35, helps find the center of a piece of wood
5. DuraGRIT - half 60 half 100 [file](#) for mortises, a PRO for tenons - about \$20 each
6. Shop Made: Jointer rack/caddy to hold push blocks so they're not getting misplaced while he's working

Nick Pedersen

1. marking and layout tools - [Matsui T-type marking calipers](#) 100mm \$150, 150mm \$163 (can get from Suzuki tools in CA) and another from [Woodgraphic](#) about \$80, very accurate

Dave McCandliss

1. Drawer handle installation jig - \$50 (range from \$12-\$200), anodized aluminum

Mark Kraus

1. Shop Made: Jig for craftsman-style chair legs - when you cut the rough shape on bandsaw, stay about 1/16" away from line, then use a routing table + jig that uses toggle clamps (see Epic Woodworking for ideas) to hold down piece to get the exact shape you want consistently

Mike Titus

1. Shop Made: Needed a taller rip fence with dead-flat sides for his Jet Table saw, so he made a baltic birch caddy over the rip fence; has a t-track so he can put a stop block, there is a well in the middle for small tools that he uses often at the table saw, including stop blocks, tape measure, push sticks, featherboards, etc

Andrew Pellar

1. Shop Made: Jig that fits a specific router to cut circles. Pivot point is adjustable to change sizes of circles
2. Router auxiliary base made of acrylic so he can see through it
3. Sharpening aids for short/narrow blades: Likes cheap honing guides but they have limitations for short blades like those for a spokeshave, so he made a blade extender that holds short blades; for very thin blades, he uses 2 soft wood (has more of a bite) blocks that he rests on the adjustment arms to hold his 1/16" chisel

Charley Drake

1. Cutting circle jig for table saw and router
2. Taper jig for table saw

Don Mason

1. Shop Made: Magnetic vacuum hose holder - Uses a few different vacuums in his shop, made a wooden jig (basically a block with a hole in it) to go around his vacuum hose. Magnets hold it in place on his table saw or on the sled. Has another for his drill press.

Peter Gantt

1. [Slick plane](#) to chamfer edge of wood, has 2 blades to cut 1/8 chamfer in 2 cuts so the edge is cleaner (also called a radius plane)
2. [Magnetic featherboard](#) - magswitch to turn on and off the magnet;
3. Shop Made: Carrier for helping to hold scrap wood/plywood
4. Shop Made: One-handed pine sawhorse that folds very flat
5. Shop Made: Kayak cradle, kind of like a luggage rack, that folds up flat

Jeff Palmer

1. [Saddle square](#) (Veritas) - marks 2 sides in one motion - wraps around the edge of a board, also an angled version for dovetails

Jerry Couchman

TIP: If you're going to make something more than once, make a pattern the first time

1. Shop Made: Fourth iteration of the dovetail spline jig that runs along the fence
2. Shop Made: Pagoda box jigs
 - a. Has a lot of curves so has a jig for the lid - pattern on the lid for each of the curve
 - b. Cuts with a bandsaw using a jig that holds the lid blank at 15 degrees
 - c. Jig that holds the handle blanks to drill the holes exactly in the right place;
 - d. Jig with toggle clamps to make the rail tenons and to shape the rails on router table
 - e. Jig for the legs - bandsaw first and then finish on router

Barry Tonkin

1. Bridge City toolworks - [kerfmaker](#)
2. Rob Cosman - [dovetail offset tool](#) - numbers represent the kerf of the saw

3. Rob Cosman - [Marking knife](#) with sawblade - for handcut dovetails, makes starting a cut easier

David Steele

1. [Finger planer](#) - razor plane from like the 1950s - for softer wood, uses double-edge blue blades
2. Wonder sharpener for razor blades that looks like a good way to cut yourself

George Knutson

1. Uses old hotel key cards/expired gift cards - squares the rounded edges off and uses them to scrape out extra glue from inside corners
2. Playing cards that are used in licensed casinos are regulated thickness 10-thousandths of an inch, so uses them for spacing
3. Veritas saddle square
4. Left-handed tape measures - leaves his right hand free to make a mark and the numbers are upright
5. 1/16th flat brass bars from Lowes or most hardware stores, cut into smaller pieces, to make uniform gaps around drawer fronts
6. [Marking punches](#) Pittsburgh tools - 1/8"-1/2" in 64th-inch increments - so you can punch a small hole in the middle of a second piece of wood to line things up perfectly
7. [Dial indicator](#) - To move fence on table saw exactly the right amount
8. [Brass set up gauges](#) - Whiteside: 1/8" to 1/2" to set up blades/router blades exactly at the right height
9. Putty knife with folded piece of sandpaper to clean out corner and sand down raised grain from cleaning out glue squeeze out with a wet rag
10. Putty knife with dry cloth to pull out excess wipe on/wipe off finished from corners

New at the NCWA Library...

submitted by Bill Pierce and the Library Committee 9-25-24

We announced two new items at the meeting in September:

Just added: a very cool new book about design, complex furniture construction, and a life in the business of super-high-end woodworking, from Lost Art Press:

58-1150 *The Intelligent Hand*, by David Binnington Savage

According to the publisher:

"The Intelligent Hand" is a peek into a woodworking life that's at a level that most of us can barely imagine. The customers are wealthy and eccentric. The designs have to leap off the page. And the craftsmanship has to be utterly, utterly flawless.

You can read more here:

https://lostartpress.com/products/the-intelligent-hand?_pos=1&_sid=e22615a56&_ss=r&variant=13642051911743

Also, now available for circulation, back issues of Taunton's *Fine Woodworking*. Looking for an article about a technique, or jig, a fun new project, or tool reviews? We have print copies of nearly every issue since FW started in 1975. That's 50 years of collective woodworking experience.


Searchable Indexes to every article of *Fine Woodworking* can be found here:

<https://www.finewoodworking.com/magazine-index>

And here,

<https://www.finewoodworkingindex.com>

Loans are for 2 months. You can request an issue by writing library@ncwawood.org.



Bring & Brag



Joan Mann - Intaria Eagles



Steve Johnson - Wooden Stool

Class Announcement

In October we will be offering classes for Hand Cut Dovetails, Table saw use, and Bandsaw tune-up. Registrations will be solicited via e-mail in the near future. This is a deviation from in normal in-person registration at the meetings.



Mark Your Calendars

- October 1st** – Lorin Seeks Presentation at the monthly meeting, Mount Vernon Christian School
- October 17th** – NCWA Board of Directors Meeting via Zoom (*as always, any member is invited to attend, just let King Dahl know so that he can include you on the Zoom Invitation*)
- November 5th** – Bob Behnke, Titebond Glue chemist, will present at the monthly meeting, Mount Vernon Christian School
- November 21st** – NCWA Board Meeting via Zoom
- December 3rd** – Year in Review, Mount Vernon Christian School
- December 19th** – NCWA Board Meeting via Zoom

Meeting Minutes

Please Note: Going forward, The **Monthly Meeting Minutes** and the **Board of Directors Meeting Minutes** will be posted on the NCWA website. A recap of the previous months presentation will be featured in the newsletter.

Membership Dues Information...

ANNUAL MEMBERSHIP DUES - 2025

\$35.00 - Annual Dues (no increase for 2025)

Yes, it is that time again - time to renew your membership for 2025!

Members are encouraged to renew their membership and pay their dues on-line using PayPal or by mailing a check to the NCWA Treasurer.

1. To pay dues on-line:
 - a. Log on to the NCWA web page and click on the **PayPal** button (note: most members will select the "Debit or Credit Card" button).
 - b. Enter your debit or credit card information (\$35.00 will automatically be charged to your card).
 - c. NCWA web page: <https://www.ncwawood.org/>
2. To pay dues with a personal check:
 - a. Mail a \$35.00 check (**payable to NCWA**) to the Club's treasurer
NCWA
c/o Al Ashley, Treasurer
26220 48th Ave NE
Arlington, WA 98223

Membership cards will be mailed to each renewing member beginning in January.

Benefits of membership include:

- Discounts from our vendor support group,
- Monthly membership meetings - most will be in person with a few held vial Zoom,
- NCWA woodworking classes,
- Library books and DVDs,
- Monthly newsletter,
- NCWA Chat - an online forum available only to our membership, and
- As always, the opportunity to be associated with the best group of woodworkers in the Northwest.

Preferred Vendors offering DISCOUNTS to NCWA Members:

NORTH –

- Hardware Sales
- Bellingham Millwork
- Hardwoods to Get
- Windsor Plywood
- Village Books

WEST –

- Sebo’s Hardware

SOUTH –

- Martin Lumber/True Value
- Stormo Hardwoods

CENTRAL –

- Ekrem Hardware
- Stockton’s Paints
- Mt. Vernon Building Center
- Sherwin-Williams Paint

EAST –

- E & E Lumber

SPECIALTY –

- Edensaw Woods
- FASTCAP
- Klingspor Woodworking Shop

NCWA is open to all interested woodworkers, and was formed to promote high standards in woodworking, woodworking education and showcasing local woodworking. Meetings are generally held on the first Tuesday of each month at 7:00 pm. Dues are \$35 per year, payable to NCWA, 26220 48th Ave NE, Arlington, WA 98223. Submit newsletter articles by email to kingdahl1@gmail.com .

NCWA 2024 Board of Directors:

President – Nick Pederson

Vice President – Barry Tonkin

Treasurer – Al Ashley

Secretary – Christi Brua Weaver

Members at Large – Peter Gantt, Chuck Barnett, Don Mason, George Knutson

Committee Chairs:

Programs Committee – Peter Gantt, Chuck Barnett, Craig Edwards

Library – Bill Pierce

Education – Andrew Pellar

Membership – Jerry Couchman

Shows – King Dahl

Shop Tours – TBA

Toys for Tots – John Braun

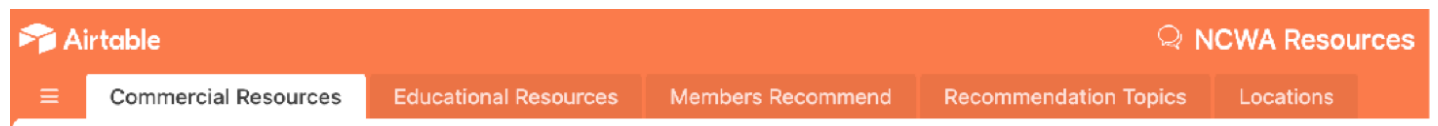
Webmaster – Michael Titus

Newsletter – King Dah

NCWA Resources

Click this link – [NCWA Resources](#) – for our user-friendly database serving the purpose of storing information about recommendations from NCWA members.

There are 5 tables (1 tab for each) across the top, you can click each one to see its contents. This page is evolving and being updated in real time, so there will be new additions frequently.



The screenshot shows the Airtable interface for 'NCWA Resources'. The navigation bar includes the Airtable logo, a search icon, and the title 'NCWA Resources'. Below the navigation bar, five tabs are visible: 'Commercial Resources', 'Educational Resources', 'Members Recommend', 'Recommendation Topics', and 'Locations'. The 'Commercial Resources' tab is currently selected.

- **Commercial Resources:** list of companies (incl website and phone #) and what people recommend them for
- **Educational Resources:** online resources for different topics, grouped by topic (this doesn't have to be limited to videos, we can have books and other stuff too)
- **Members Recommend:** This table is automatically generated by the first two, and keeps track of who's recommending what
- **Recommendation Topics:** This is another automatic table, and lists commercial resources (the first table) grouped by topic
- **Locations:** a final automatic table that lists which commercial resources (again, the first table) are located in which cities, so that it's easier to see what's near you

Let Tony know, or post on NCWA-Chat, what you think. This has the potential of being a super convenient, user-friendly database for all members.