



# Newsletter

## May General Meeting! — May 7, 2024 at 7 PM Featuring Tom McLaughlin of EPIC Woodworking

### BRING & BRAG

Take a look at the Bring & Brag projects from the March meeting.

### SKAGIT WOOD EXPO RECAP

Check out how the shop went at the Skagit Wood Expo

### MEETING MINUTES

Get caught up on the goings on of your club.

*Click the underlined title in the boxes above to be taken directly to that section of the newsletter.*

## President's Message...

As spring begins to dry out and warmer weather approaches, it's time to see where we are on our Presidents Challenge - do you have a project in the works?


I would also like to take a moment and appreciate all the effort members put forward on behalf of the Club – from showing support at shows, attending meetings, all the way up to the folks that almost have second jobs behind the scenes to make this an amazing club.

The Wood Expo was a great success and made me realize what has been created over the years! Many visited our booth and witnessed some of what we had to offer – from simple camaraderie, to specific woodworking help and guidance. The show was a great chance to spotlight the amazing things the club offers: those in the booth had a chance to talk up the library, the classes, the chat, the shows, and Toys for Tots even raised almost three hundred dollars from all the happy kids and parents. Thanks to John Braun and all who helped there.

The classes table, showing what we offer in education And how many signed up their spouses because they loved Jerry's and George's projects and things they could learn?! The fantastic conversations started around the demonstrations from various members of the club. Collectively we can accomplish so much and create something meaningful from service to our community and passion for our hobbies and skills!

I continue to be in awe of how we as a community come together in time of need. It is something truly special and I'm proud to be a part of this community. Thanks again to you all- you are truly amazing! – *Barry Tonkin*

Connect with your fellow members:



[Instagram](#)



[Facebook](#)



[YouTube](#)



[Website](#)

# Tuesday, May 7th at 7 PM!

## An Online presentation by

### Tom McLaughlin

This Tuesday night, May 7, at 7 PM, Tom McLaughlin will present on the concept of **Grain Graphics**, via his own Zoom-style platform. **Grain Graphics** explores various ways of handling and thinking about wood grain in order to enhance the visual impact of your projects.



Photo examples and technique demonstrations will be included while considering creative directions using solid wood, veneers, and several finish treatments.

Tom has provided us with two other presentations which you can find at the link provided for the upcoming event. If you've yet to experience his teaching style, you're in for a treat as he clearly delivers concepts for those at various levels of expertise to understand, with professional skill and a disarming humor. In addition, Tom is always glad to field questions throughout.

Click the link below to be taken to our own, NCWA section of Tom's website. you can view the previous two sessions Tom has done for the club in this manner. It's a cool site! Check it out!...

<https://www.epicwoodworking.com/sss-ncwa/>

This is the same link you'll use to access the session. But don't worry, a follow-up email with the same link will also be sent to all members.

## TOM'S BIO

Tom McLaughlin apprenticed in the early 90s with Master Craftsman P.A. "Pug" Moore of Rocky Mount, NC. Over his 30+ year career he has designed and built a myriad of custom pieces for clients seeking to own pieces that are as much a work of art as they are functional.

As a 25-year member of the New Hampshire Furniture Masters, and former Chairman, his work has become recognizable for its dramatic use of figured wood, creating a sense of movement in each piece.

Tom can be seen on repeat episodes hosting Classic Woodworking with Fine Woodworking on PBS TV, and he's a frequent contributor to Fine Woodworking Magazine.

In 2016, Tom shifted his focus from commission work to teaching on his Epic Woodworking platform. He and his wife Kris enjoy furthering the craft by providing resources and instruction for all levels through a free weekly livestream called Shop Night Live on YouTube, Online courses and In-shop classes at his shop in Canterbury, NH.

They also offer a community Membership experience called The Neighborwood which brings together woodworkers from all over the world with the goal of expanding skills and inspiring creativity.

Be sure to check out **Shop Night Live, Thursdays at 7:30 pm ET**. Each week Tom goes live from his Shop and demonstrates tips and techniques, or walks viewers through a small project. It's free - catch the link here each week: [epicwoodworking.com/SNL](https://www.epicwoodworking.com/SNL). Can't watch it live? There are over 200 episodes archived at the Epic Woodworking YouTube channel, check them out anytime!

## Mark Your Calendars!

**May 7th** – Online Meeting featuring acclaimed woodworker, Tom McLaughlin of [Epic Woodworking](https://www.epicwoodworking.com). You can view Tom's previous presentations to the club - "**My Top Five Homemade Jigs**", and "**Managing Wood Movement**", here... <https://www.epicwoodworking.com/sss-ncwa>

**SATURDAY, June 8th, 10:00 AM** – Greg Klassen's Sawmill

**July 2nd** – Bob Kramer at *The Hillcrest Lodge*

**August 2-4** – The annual [Anacortes Arts Festival!](#)

## Skagit Wood Expo Recap

*(Mark Kraus with input by Jerry Couchman, Bill Pierce, and others)*

The Skagit Wood Expo was held on April 6-7 at the Skagit County Fairgrounds in Mt. Vernon. It attracted a large number of exhibits and vendors this year, covering everything from log milling, chain saw carving, all manner of woodworking demos and a wide range of wooden crafts for exhibit or sale. NCWA had a large booth this year, manned by about 30 NCWA members. Although the weather was more on the “liquid sunshine” rather than the “blue sky” side, attendance was good. Barry Tonkin said that total NCWA sales were \$725. Jerry Couchman donated one of his boxes to the silent auction, which fetched \$125. Toys for Tots donations were \$280. We also gained six new members, 5 were from the Wood Expo.

We have 6 new members as of today, with 5 from the Wood Expo. The guy that just joined, Bob Barnard, was a member of our club in the 80's and decided to join after seeing an article about our participation in Wood Expo.

Many thanks to all the members that helped with logistics, setup, tear down, woodworking demos, and that brought items for exhibit or for sale.







## President's Challenge

June will be here soon. Has your President's Challenge project been started?

... A project with Butterflies and a NEW joint you have not done before. Note: "Butterflies" can mean many things, and I leave it vague and up to your imagination!

I encourage novice makers and experts/professional to participate, the judging will take this into account.

This is about testing your own skills, so you can compete in your own right, so have fun!

– Barry Tonkin



## Community Bulletin Board

*If you'd like to let other members know of tools or wood you have for sale, or if you offer any type of service you feel would benefit members, here's the place to post it. Just send King Dahl an email at [kingdahl1@gmail.com](mailto:kingdahl1@gmail.com) for inclusion in the monthly newsletter.*

**For Sale - Old heavy duty, functional benchtop drill press: \$20**

**Craftsman 4" x 24" Beltsander. Its condition is barely used. \$35**

If interested, please contact Jim Scott at 360-540-8643.

**10 inch Craftsman Bandsaw** that needs a blade. It appears to be complete otherwise.

If interested, contact Earl Kessler [earl@earlkessler.com](mailto:earl@earlkessler.com)



## NCWA Chat eMail

(input by Tony Etienne, edited)

Looking for ways to connect with other NCWA members with questions, need help with a project, looking for sources of supplies and wood, or have an interesting story to share about woodworking? NCWA has a chat email group just for that! Any member of NCWA can sign up to participate in the chat mailing list (vendors and nonmembers are not allowed to participate). Once registered, you can post an email to [ncwa-chat@googlegroups.com](mailto:ncwa-chat@googlegroups.com), and it will be sent to the NCWA members that belong to the "NCWA Chat" mailing list as an email in their email inbox. Anyone within the chat group can reply with their inputs - it works just like email. And it's free!

The general guideline for discussions is to keep topics limited to woodworking, the woodworking community, or NCWA. General topic guidelines:

- General woodworking knowledge sharing
- Asking questions and offering advice
- Safety tips
- Woodworking news
- Buying/selling woodworking tools or materials
- Announcements (classes, self-promotion, sales, gatherings, conferences) of significant interest to the NCWA members. If in doubt, contact the admins first!

If you are new to NCWA or have not yet signed up and wish to participate in the NCWA Chat Mail, here is how to go about getting signed up and on board. And don't worry - the mailing list is not shared or sold to advertisers or other outside groups, so you will only see the NCWA chat communications.

### Instructions for subscribing

1. To sign up, go to the NCWA website (<https://ncwawood.org>) and click the "**NCWA Chat**" link -- it will download or open a PDF that explains the NCWA Chat. Read that PDF in its entirety (it's short), and send an email to the address in the PDF ([ncwa.chat.help@gmail.com](mailto:ncwa.chat.help@gmail.com)) to request to be added to the chat group.
2. Once you've been added to the group (admins might be busy, so give us a bit of time), you should receive an email to get started.

### Sending email to the list

Simply send an email to [ncwa-chat@googlegroups.com](mailto:ncwa-chat@googlegroups.com) to start a conversation or reply to someone else.

### Receiving email from the list

• Emails sent will automatically have "[ncwa-chat]" at the beginning of the subject line for easy filtering. • If you're not receiving emails, check your spam folder! If you feel like you're getting too much email in a day, contact the admins, we can change you over to a "once a day digest" style email instead.

### Unsubscribing from the list



Not for you? Send an email to [ncwa-chat+unsubscribe@googlegroups.com](mailto:ncwa-chat+unsubscribe@googlegroups.com) to be unsubscribed, or just email your request to the admins at [ncwa.chat.help@gmail.com](mailto:ncwa.chat.help@gmail.com). Please refrain from sending admin requests to the entire chat group.

### Services and other info

There's a small database hosted on Airtable, an online database service [located here](#). Near the top of the page, please note the 6 tabs across the top: "Commercial Resources", which list both physical and online businesses that offer services that NCWA members might wish to know about. "Educational Resources", which is a table of links to various media (videos, PDFs, websites, etc.) that are full of education, instruction, things to look out for, and wisdom (also spelled "oops"). "Members Recommend" is a list of folks who have voiced these various commercial and educational recommendations, in case you want to reach out to them with additional questions or just want to tell them thanks for something if it was useful to you. "Recommendation Topics" is the list of commercial resources, but broken down by common topic categories. "Locations" - addresses and phone numbers for brick and mortar enterprises, and also one record labeled "online" for all the web resources. Lastly, "Subjects" is a topic breakdown of the Educational Resources. Right now, this tab isn't very useful, but as more info is added, it will become a good referential index.

If you have suggestions or edits, just send an email to Tony Etienne and let him know what you think.

## Library News

### **NCWA Library Sale Distributed Throughout the Year** – Submitted by Library Committee

Due to a shortage of storage, the NCWA Library sale will be moving from an annual event to pop-up sales at our meetings, throughout the year. This is a great way to augment your personal woodworking library with books, plans and DVDs, **available for \$6 or less**. Proceeds from the sale support the purchase of new items for the library and the club.



Donations of books, plans and DVDs on the topics of woodworking, boatbuilding and carpentry are being accepted. We make every effort to find new homes for old books. Please contact Bill Pierce ([library@ncwawood.org](mailto:library@ncwawood.org)) to arrange a donation.

Thanks to all members who donate items to support the library.

## Bring and Brag


*Just a reminder, if you have a project you'd like to showcase for Bring and Brag at an upcoming meeting, but your project is too large to bring in person, please send photos to Greg Koenker at [gkoenker@gmail.com](mailto:gkoenker@gmail.com) a few days prior to the meeting. This allows Greg ample time to get the photos uploaded, and ready for display.*

**There were five in-person presenters at the April B&B.**

**Chris Richards** - box (sapele, maple and ebony)



**Jim Bucknell** - Craftsman style rocker for child (sapele)



**Don Carlson** - end grain cutting board (rock maple, walnut and cherry)

**Joan Mann** - Intarsia tulips (purpleheart, eastern maple, juniper, pine)



**Mark Kraus** - set of ten craftsman dining chairs (black walnut and koa veneer)

# Meeting Minutes

April 2, 2024

Northwest Corner Woodworkers Association

April General Meeting

Vice President: Barry Tonkin

Call to order: 7:02

## Announcements

- **Second President's Challenge:** Make something from book/plan from the library
- **Wood Expo:** This weekend at the Skagit Fairgrounds in Mount Vernon; much bigger booth than other shows, so there is lots of space if you'd like to sell or display items.
  - If you'd like to sell, 10% goes to the club to cover booth rental cost and you must volunteer one shift.
- **Tool & Wood Sale:** Former member Greg Aanes, Bellingham, is closing his woodworking business. He has lots of clamps, router bits, and lots of wood, particularly cherry. Text him to schedule an appointment, 360-224-6166
- **Upcoming classes:** Sharpening and photography
- **Upcoming shows:**
  - May: Tom McLaughlin - Epic Woodworking
  - June: Greg Klaussen - field trip and slab sale
  - July: Bob Kramer - renowned metalsmith

## Bring and Brag

- Don Carlson: End-grain cutting board; rock maple, cherry, and walnut, oil and wax finish
- Joan Mann: Intarsia tulips; purple heart, eastern maple, juniper (one of her favorite woods), pine
- Mark Kraus: Dining room chair to match the complete dining set he built (based on a chair by Tom McLaughlin, our May presenter); black walnut and koa veneer, Arm-R-Seal finish
- Jim Bucknell: Craftsman-style kids' rocking chair with 52 mortise and tenon joints; sapele, Livos finish
- Chris Richards: Live-edge box made in Jerry Couchman's class; sapele, maple, ebony

## New Members

Introduction of new members: Elijah Sherwood, Josh Johnson, and Paul Fissenden; also Tom Dolese's new intern Emma Doven

## **Raffle**

Wood River Marking Gauge - won by Al Ashley

## **Presentation**

### **Panel Discussion - Comparison Discussion for Small, Medium and Large Format Shops**

- Loren Steele: Small - approximately 300 square feet
  - Limited by max size allowable by Ferndale
  - Mostly makes small items like boxes; would need to redesign layout for larger items like furniture
- David Shull: Medium - approximately 480 square feet
  - Mostly makes things for his house like furniture and cabinets, but will make whatever he wants
- Jerry Couchman: Large - approximately 1500+ square feet
  - Built a shop and then added on to it
  - Makes furniture and boxes
  - Teaches a live-edge box class and can fit several students in his shop

### Main Work Area

- Small: Stacked
  - Adjusts shop to fit the project. Everything has casters except for main workbench; has other tables on casters that are multi-use, such as for sanding and as an outfeed table; another table has benchtop planer; table is multi-layer - one table stacked on another and attached using togglebolts - can take the top off table off to easily access the benchtop joiner in the middle layer; uses downdraft table for dust control; for tools that make a lot of dust, he will often wheel the tool outside
- Medium: Workbench
  - Saving space by making pieces multifunctional, like a torsion box that is also an outfeed table that is also used for assembly, finishing, storage underneath; Uses rolling pins for outfeed table
    - Outfeed table is not quite long enough for a long piece of wood, so David has little drawer boxes fit with rolling pins to increase the size of his outfeed table
    - Drawers have 2 notches. One notch is deeper so the rolling pin can be stored inside the closed drawer. The rolling pin sits in the higher notches when in use.
- Large: Multiple work benches, mainly for students

### Dust Collection

- Small: Did not want to use filters or filter bags. Instead uses a Thien-style cyclone separator that fills a drum (lined with a trash bag) with dust and chips

- Medium: Grizzly dust collector, cyclone chip collector using trash can. Tools that make a lot of dust and are hard to move are closest to the dust collector. Other tools are farther away and don't get hooked up to it.
- Large: Built shop from scratch and was able to customize the dust collection - uses Oneida system that separates dust from chips; system is separated from his main shop space but return air is pretty loud; added floor sweeps later; would like more Festool shop vacs - only has one so he uses it for smaller tools like routers and random orbital sanders

#### Wood Storage

- Small: Probably the biggest drawback to a small shop - stores wood in the rafters, in corners, and in the garage
- Medium: racks on the ceiling, wood under a bench, in every space available
- Large: racks on the wall of main shop, loft in the tractor storage space, and stacks vertically against the wall
  - If wood is leaning against the wall for too long, it can develop a bend

#### Tool Storage

- Small: French cleats on the walls with shelves and racks - easy to move if needed. The things he uses most frequently are at arm's reach; less frequently used tools are lower in milk crates, up high, or steps away and are easier to move when needed
  - Hand tools are all battery operated; drills are located near drill press along with bits, circular saw is in a milk crate under the bench because it's rarely used
- Medium: Built tool chest next to bench; each drawer holds different set of tools - takes out the drawer when needed and puts it back when he's done
  - Stores small power tools where he needs them (like routers near router table, drilling stuff near drill press where all the bits are stored)
- Large: Built work bench first and built chest next with goal of all hand tools within easy reach of bench, marking and measuring tools go in a drawer under outfeed table - the secret is putting them back in the same spot
  - Small corded tools stored in rolling work benches and scattered in other places around the shop
  - Has dedicated battery charging station

#### Questions:

- Tool acquisition strategy:
  - Loren does a lot of research and price comparison to decide if he should get a cheaper tool first
  - If it's a tool that you're going to use a lot, buy the best one you can afford
- Flooring: all have concrete, some mats

- Home Depot sells Dricore that provides more insulation and comfort: <https://dricore.com/products/dricore-subfloor/>
- <https://www.homedepot.com/p/DRICORE-Subfloor-Membrane-Panel-3-4-in-x-2-ft-x-2-ft-Oriented-Strand-Board-FG10006/202268752>
- Stall mats
- Security
  - Jerry has an alarm system
  - All keep their door locked
  - Barry uses cameras
- Heat
  - Loren put in heated floors - hydronic heating
  - David - a few electric heaters and a propane heater
  - Jerry - uses the same system as his house using propane, keeps it in the mid- to upper- 50s, and wears layers; but would use a heat pump if he could build a shop again
  - Several members use wood stoves
- Finishing -
  - Jerry built his shop to have a finishing room but it became a bathroom, now uses wipe-on oil products so dust isn't as big a concern; will put things in his office area for drying because it stays warmer
  - David and Loren use his outfeed table and wipe-on finishes so don't need to worry about spray fumes
- File Cabinets - good for tools and magazines
- Has anyone built a swing arm for vacuum or electrical?
  - One member has; also Popular Woodworking has a plan for it
  - Loren has a similar setup for his shopvac- on a platform with casters and the hose and power cord are looped over the truss and he can reach about half his shop that way

**April 18, 2024**

**Northwest Corner Woodworkers Association  
Board of Directors Meeting**

**Attendees**

Barry Tonkin, King Dahl, Christi Brua Weaver, Jerry Couchman, George Knutson, Al Ashley, Peter Gantt, Mike Titus, John Braun, Andrew Pellar, Bill Pierce

Call to order: 7:03pm

## **Treasurer's Report - Al Ashley**

- See Al's report for details
- About \$6,000 more in the bank than at this time last year
- 239 members (212 last year); 28 new members this year (12 in 2023)
  - 3 honorary members (included)
- Toys for Tots donations at Wood Expo - \$309
  - Discussion to ensure donations are earmarked for Toys for Tots
  - Spend donations before using general funds budget
  - Used to receive free wood but will have to start purchasing wood
  - Also need to purchase shellac, brushes, sandpaper, bandsaw blades, drill bits, etc.
- Still waiting for Wood Expo sales commissions from most sellers
- Big expenses: Wood Expo banner, rent for the school

## **Membership - Jerry Couchman**

- Most new members, 6 or 7, were from Wood Expo

## **Wood Expo**

- Most visitors were woodworkers, lots of traffic on Saturday and a little less on Sunday
- Gave out a lot of rack cards and will need to order more
- Lots of visitors who really engaged with membership at our booth
- Suggestions for changes next year? Would be good if the shows committee could discuss this soon while it's fresh in our minds to plan for next year
  - Perhaps more demo spaces, particularly for Saturday
  - QR codes for Toys for Tots donations - Venmo, PayPal
  - Look into ability to take credit cards
  - Wood Turners had one person who took payments for all sales
  - Maybe more space next year - more demos and displays, more room for people to move through
  - Class demo table got a lot of interest - showing the items made in club classes
    - Show more pictures from classes and perhaps videos on a bigger TV
  - Builder boards - more interest once the house was half disassembled.
    - Would also need more space because there are a lot of parts. Maybe have someone dedicated to the builder boards to take down the house so new kids can rebuild.
    - Jack McKee will likely be able to make it to Anacortes Arts Festival

## **Survey Update**



- Next steps: Select survey vendor (likely Survey Monkey, estimate - \$100 for 2-3 months), then input questions, will send out survey to a small group of testers first and then email survey to full membership
- Mike is waiting for final list of questions and will set up Survey Monkey account

### **Roles and Responsibilities**

- In progress

### **Audio Progress**

- May meeting is via Zoom and then a field trip in June, so we have more time for analysis of equipment

### **Programs - Peter Gantt**

- May, virtual: Tom McLaughlin, Epic Woodworking - using woodgrain to enhance projects
- June: field trip to Greg Klassen's sawmill in Everson on **Saturday, June 8** at 10am, followed by lunch
- July: Bob Kramer
- August: picnic - date will be discussed with Turners and venue (likely the school)
  - Barry will coordinate
- Rest of year is in discussion

### **Education - Andrew Pellar**

- Andrew has met with some potential new teachers and is working on curriculum to develop new teachers - classes on routers and table saws with standardized outline; will likely roll it out over the summer when things slow down
- Working on classes for the fall

### **Newsletter - King Dahl**

- New system worked well; Bob Pavia will be reaching out to board members for updates for May newsletter

Adjourn: 8:25pm

## Preferred Vendors offering DISCOUNTS to NCWA Members:

### NORTH –

Hardware Sales

Bellingham Millwork

Hardwoods to Get

Windsor Plywood

Village Books

### WEST –

Sebo's Hardware

### SOUTH –

Martin Lumber/True Value

Stormo Hardwoods

### CENTRAL –

Ekrem Hardware

Stockton's Paints

Mt. Vernon Building Center

Cedar Country Lumber

Sherwin-Williams Paint

### EAST –

E & E Lumber

### SPECIALTY –

Edensaw Woods

FASTCAP

Klingspor Woodworking Shop

NCWA is open to all interested woodworkers, and was formed to promote high standards in woodworking, woodworking education and showcasing local woodworking. Meetings are generally held on the first Tuesday of each month at 7:00 pm. Dues are \$35 per year, payable to NCWA, 26220 48th Ave NE, Arlington, WA 98223. Submit newsletter articles by email to [kingdahl1@gmail.com](mailto:kingdahl1@gmail.com).

### NCWA 2024 Board of Directors:

**President** – Nick Pederson

**Vice President** – Barry Tonkin

**Treasurer** – Al Ashley

**Secretary** – Christi Brua Weaver

**Members at Large** – Peter Gantt, Chuck Barnett, Don Mason, George Knutson

#### **Committee Chairs:**

**Programs Committee** – Peter Gantt, Chuck Barnett, Craig Edwards

**Library** – Bill Pierce

**Education** – Andrew Pellar

**Membership** – Jerry Couchman

**Shows** – King Dahl

**Shop Tours** – TBA

**Toys for Tots** – John Braun

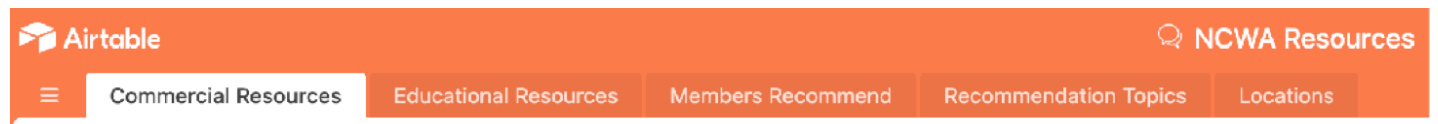
**Webmaster** – Michael Titus

**Newsletter** – King Dahl

## NCWA Resources

Click this link – [NCWA Resources](#) – for our user-friendly database serving the purpose of storing information about recommendations from NCWA members.

There are 5 tables (1 tab for each) across the top, you can click each one to see its contents. This page is evolving and being updated in real time, so there will be new additions frequently.



- **Commercial Resources:** list of companies (incl website and phone #) and what people recommend them for
- **Educational Resources:** online resources for different topics, grouped by topic (this doesn't have to be limited to videos, we can have books and other stuff too)
- **Members Recommend:** This table is automatically generated by the first two, and keeps track of who's recommending what
- **Recommendation Topics:** This is another automatic table, and lists commercial resources (the first table) grouped by topic
- **Locations:** a final automatic table that lists which commercial resources (again, the first table) are located in which cities, so that it's easier to see what's near you

Let Tony know, or post on NCWA-Chat, what you think. This has the potential of being a super convenient, user-friendly database for all members.